

Futaba.

R6106HF

For parkflight or indoor use airplanes.
For electric helicopters up to 1000mm of main rotor diameter.

R6106HFC

For small size airplanes such as wing span of up to around 1300mm.
For carbon fuse such as non powered sail planes.



1M23N17447

Thank you for purchasing the **R6106HF**, **R6106HFC** FASST receiver. These models have two(2) operation mode as shown below.

Normal mode/High Speed mode

The "Normal mode" accepts any type of servos or the peripherals as the frame rate of the output is 16ms. The "High Speed mode" only accept the digital servos, including BLS series, and most peripheral equipments such as the gyros or

brushless ESCs. The frame rate of the outputs is 8ms.

The **R6106HF**, **R6106HFC** are compatible with the FASST transmitters as shown below.

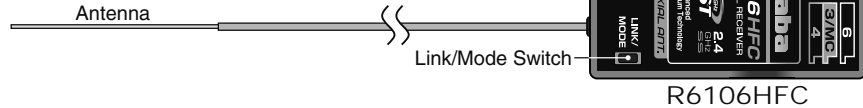
T6EX-2.4GHz, T7C-2.4GHz, TM7,
T8FG-2.4GHz, TM8, T10CG-2.4GHz,
TM10, TM14 (on 7ch-mode)

Antenna installation for carbon fuse (R6106HFC)

WARNING

The antenna portion of 30mm tip must be fully exposed.

- Please make sure that the exposed portion won't be slided back in the fuse by the wind pressure or other force during the flight session.



Usage condition on "High Speed mode"

CAUTION

The "High Speed mode" accept the digital servos only or most type of peripherals.

- If any analog servos connected to these output as it will cause malfunction. Please check the peripherals if there's any malfunction with whole stick lever throw. If any malfunction occur please change the operation mode to "Normal mode."

Usage precautions about the power source

We do not recommend to use the power source of less than 4.0V but if to use the lower voltage source please keep in mind the condition shown below.

- Fail Safe function MUST be in "off" since the battery f/s will disturb the normal operation.
- Please make sure that the full loaded condition of the ESC and the servos won't disturb the receiver operation before start flight.

This is very important since the receiver will stop operation when the supply voltage drops to around 3.0V.

- Please be sure that the ESC or servos can keep flawless operation till such a lower voltage.

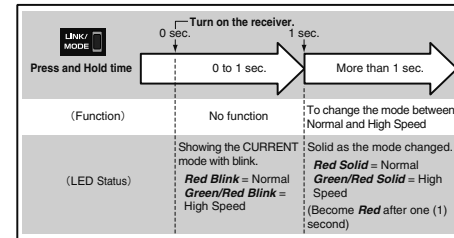
If the servo's maximum voltage rating is less than 8.5V, the power source voltage must not exceed the servo's rating.

Operation Mode Select

The operation mode is on "Normal mode" from factory shipping. When to change the mode, please follow the steps shown below.

- Turn off the receiver.
- Press and hold the link/mode switch and turn on the receiver. Keep the switch hold more than one(1) second. The LED starts flashing with the current status.
- Release the switch.
- Turn off the receiver.

By doing this step, the mode can switch over between two(2) modes.



Please check the operation mode by observing the LED when turning on the receiver. If possible there's no FASST transmitter turned on around you in order to make firmer check.

When turn on the receiver, the LED will be;

- Red when on "Normal mode"
- Green and Red (makes Orange) when on "High Speed mode". (After two(2) seconds, change to Red.)

If there are some FASST transmitter turned on around the receiver, the LED may show the above status for a brief moment then changed to the status indication as shown in the "LED indication" table.

LED Indication

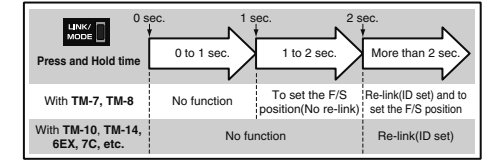
Green	Red	Status
Solid	Solid	Initializing
Off	Solid	No signal reception
Solid	Off	Receiving signals
Blink	Off	Receiving signals but ID is unmatched

Link to the transmitter

- Press and hold the Link/Mode switch more than two(2) seconds.

Re-adjust the F/S position (only for TM-7/TM-8)

- Press and hold the Link/Mode switch between one(1) and two(2) seconds.



WARNING

Do not perform the linking procedure with motor's main wire is connected or the engine is operating as it may result in serious injury.

While the linking is done, please cycle receiver power and check if the receiver to be linked is really under the control by the transmitter to be linked.

Compliance Information Statement (for U.S.A.)

This device, trade name Futaba Corporation of America, model number R6106HF/R6106HFC, complies with part15 of the FCC Rules. Operation is subject to the following two conditions:

- This device may not cause harmful interference, and
- This device must accept any interference received, including interference that may cause undesiredoperation.

The responsible party of this device compliance is:
FUTABA Corporation of America
2681 Wall Triana Hwy Huntsville, AL 35824, U.S.A.
Phone:1-256-461-9399 FAX:1-256-461-1059
E-mail: service@futabaUSA.com

R6106HF/R6106HFC Specifications

- FASST-2.4GHz system 6-channel receiver
- Power requirement: 4.8V~7.4V (Voltage range: 3.5~8.5) regulated output from ESC, etc. (*1)
- Battery F/S voltage: 3.8V
- Size: 0.85 x 1.53 x 0.48 in. (21.7 x 38.8 x 12.3 mm)
- Weight: 0.24 oz. (6.7g)/0.25 oz. (7.1g)

(*1) Be sure that when using ESC's regulated output the capacity of the ESC must meet your usage condition.

FUTABA CORPORATION TEL: +81-3-4316-4820, FAX: +81-3-4316-4823
oak kandakajicho 8F 3-4 Kandakajicho, Chiyoda-ku, Tokyo 101-0045, Japan