

Futaba 1M23N26723
**Temperature sensor
 for electric models**
SBS-01TE
Instruction Manual

Thank you for purchasing Futaba's SBS-01TE Temperature Sensor. This sensor, used in conjunction with a telemetry enabled transmitter/receiver, is used to indicate the operating temperatures of the item to which it is attached. Please read this manual thoroughly to maximize your enjoyment and ensure proper sensing performance. We also encourage you to retain the manual for future reference.

● The SBS-01TE is designed for use with Futaba telemetry systems.

Use : Temperature sensor
 Range : 0°C ~ 125°C
 (32 °F ~ 257 °F)
 Length : 350mm (13.8 in.)
 Weight : 3.8g (0.134 oz.)
 Voltage : DC 3.7V ~ 7.4V

Wiring

The SBS-01TE may only be used with telemetry enabled receivers that offer S.BUS 2 port(s). Please refer to the manual(s) that accompanied your transmitter and/or receiver for proper connection.

LED Indication

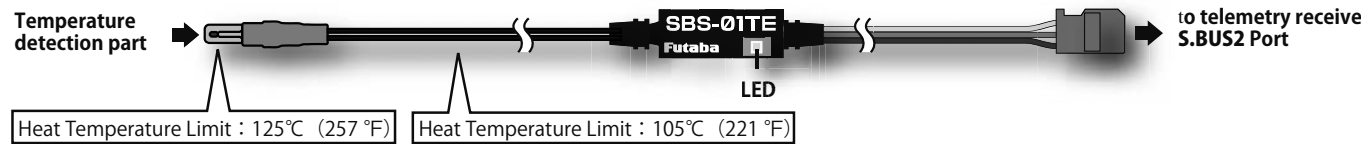
Green	Normal operation
Red	No signal reception
Green/Red	When setting up the slot
Green/Red Alternate blink	Unrecoverable error

Mounting Precautions

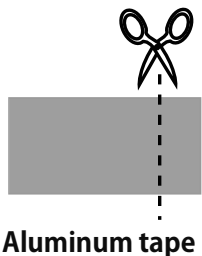
To prevent unnecessary damage, only the temperature detection point that is shown in below image should be put on the heat surface (motor, motor controller, etc.) and the remaining parts of the SBS-01TE should be away from the heat point.

Slot Number Setup

Initial setting of the slot # of the SBS-01TE is "1". For changing the assignment of the slot #, please refer your transmitter's manual.

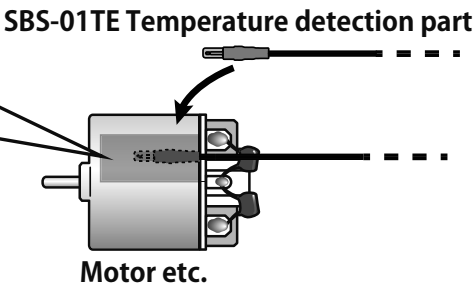


Mounting example



The heat detection point of the sensor is attached to a heat object by Aluminum tape.

● Don't short-circuit.



⚠ WARNING

❗ To utilize the SBS-01TE temperature sensor, connect it to the S.BUS2 port of the Futaba telemetry enabled receivers.

- The SBS-01TE will not function properly if connected to an S.BUS port or other channel ports.

❗ Ensure that the unit is connected properly to the receiver.

- Failure to do so could result in damage to the sensor.

⚠ WARNING

❗ To prevent any burns, always mount the SBS-01TE to the motor after it has completely cooled.

⊘ Do not use the SBS-01TE with anything other than electric R/C model.

❗ The maximum operating temperature for the SBS-01TE is 125°C (257 °F).

- If used in applications that exceed the maximum operating temperature there is the risk of damaging the unit.

⚠ WARNING

❗ Ensure that the unit is mounted in an area that will eliminate exposure to fuel, water and vibration.

- As with any electronic components, proper precautions are urged to prolong the life and increase the performance of the SBS-01TE.

❗ To ensure that the SBS-01TE is functioning as desired, please test accordingly.

- Do not use until inspection is complete.

❗ Allow a slight amount of slack in the SBS-01TE cables and fasten them at a suitable location to prevent any damage from vibration.

